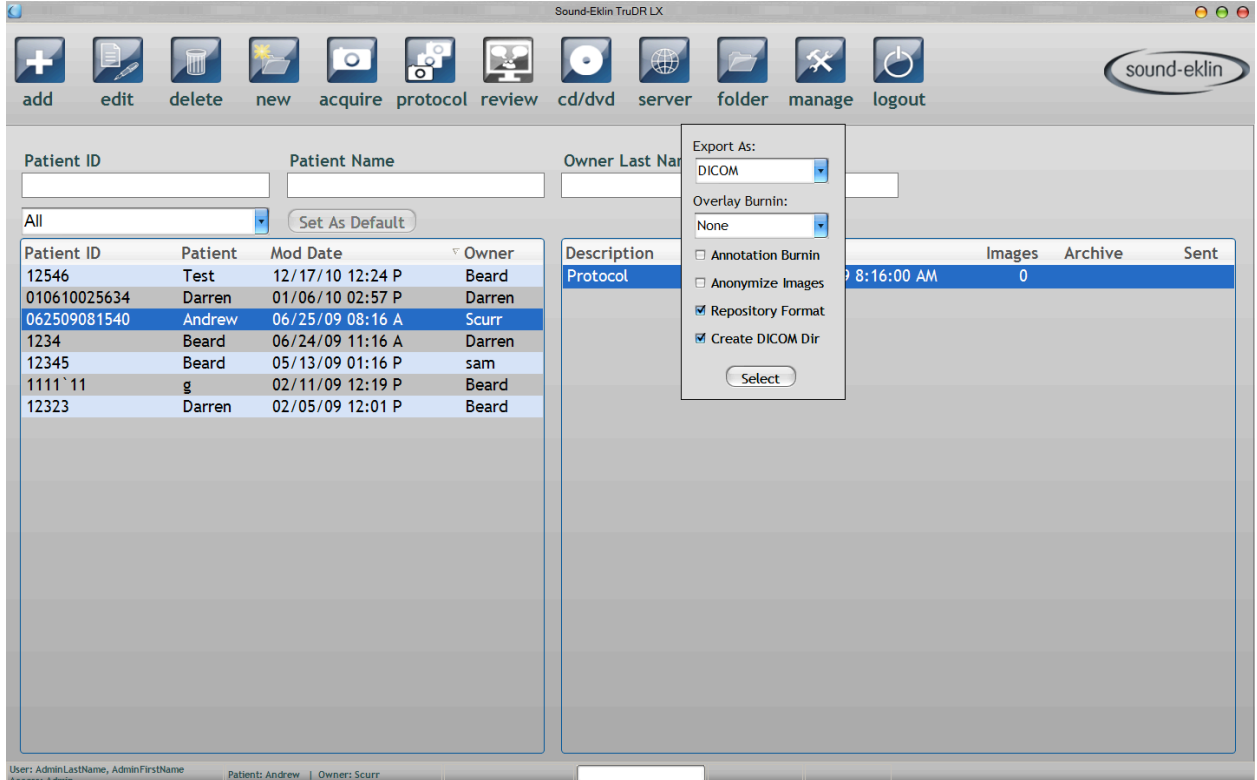


TruDR /LX Manual Export of Studies For Magic Millions

First select a Patient and a correlating Study on the main page, at the top of the screen select "FOLDER"



The screenshot shows the Sound-Eklin TruDR LX software interface. At the top, there is a toolbar with icons for add, edit, delete, new, acquire, protocol, review, cd/dvd, server, folder, manage, and logout. Below the toolbar, there are input fields for Patient ID, Patient Name, and Owner Last Name. A dropdown menu is open over the 'folder' button, showing export options: Export As (DICOM), Overlay Burnin (None), Annotation Burnin (unchecked), Anonymize Images (unchecked), Repository Format (checked), and Create DICOM Dir (checked). A 'Select' button is at the bottom of the menu. In the background, a table lists patient studies with columns for Patient ID, Patient Name, Mod Date, and Owner.

Patient ID	Patient	Mod Date	Owner
12546	Test	12/17/10 12:24 P	Beard
010610025634	Darren	01/06/10 02:57 P	Darren
062509081540	Andrew	06/25/09 08:16 A	Scurr
1234	Beard	06/24/09 11:16 A	Darren
12345	Beard	05/13/09 01:16 P	sam
1111`11	g	02/11/09 12:19 P	Beard
12323	Darren	02/05/09 12:01 P	Beard

To Export to a folder click the "Folder button", and the following menu will appear, offering export options for the user to choose from.

Drop Down Fields

Export As – DICOMDIR

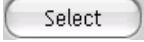
Overlay Burning – None

Annotation Burning – No.

Anonymize Images – No

Repository Format – Yes

Add DICOM Viewer – No

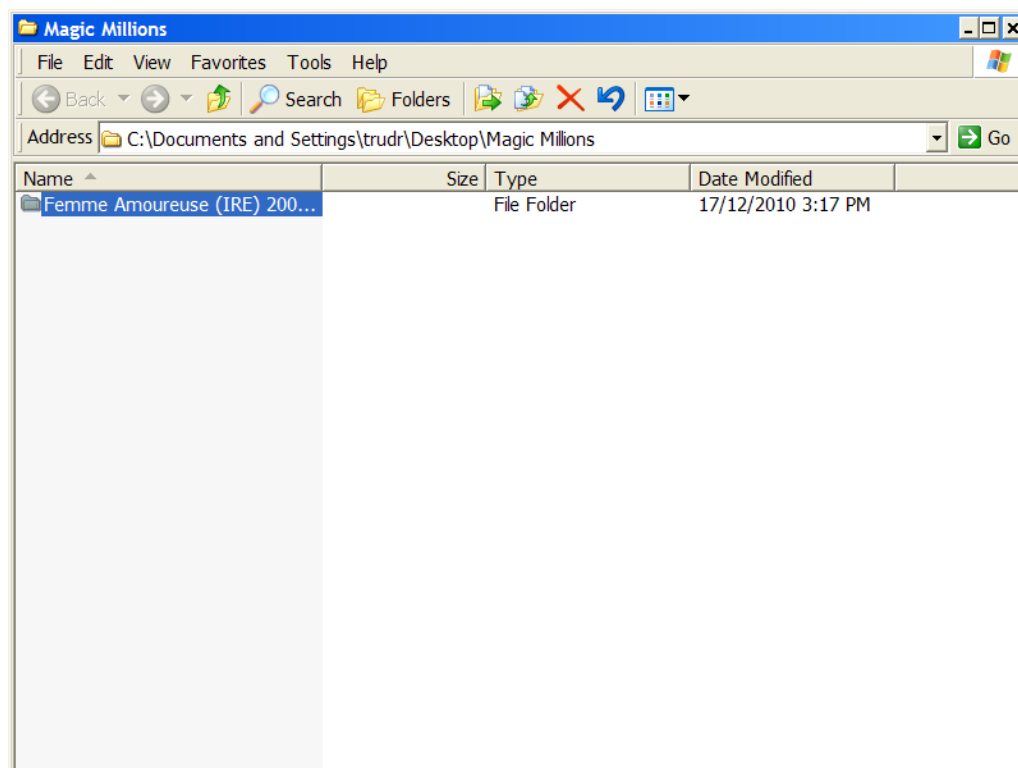
Once the options for the export have been chosen, click the  button to bring up the box below,

Select "Make New Folder" and call it Magic Millions, then click on ok and it will start saving to that

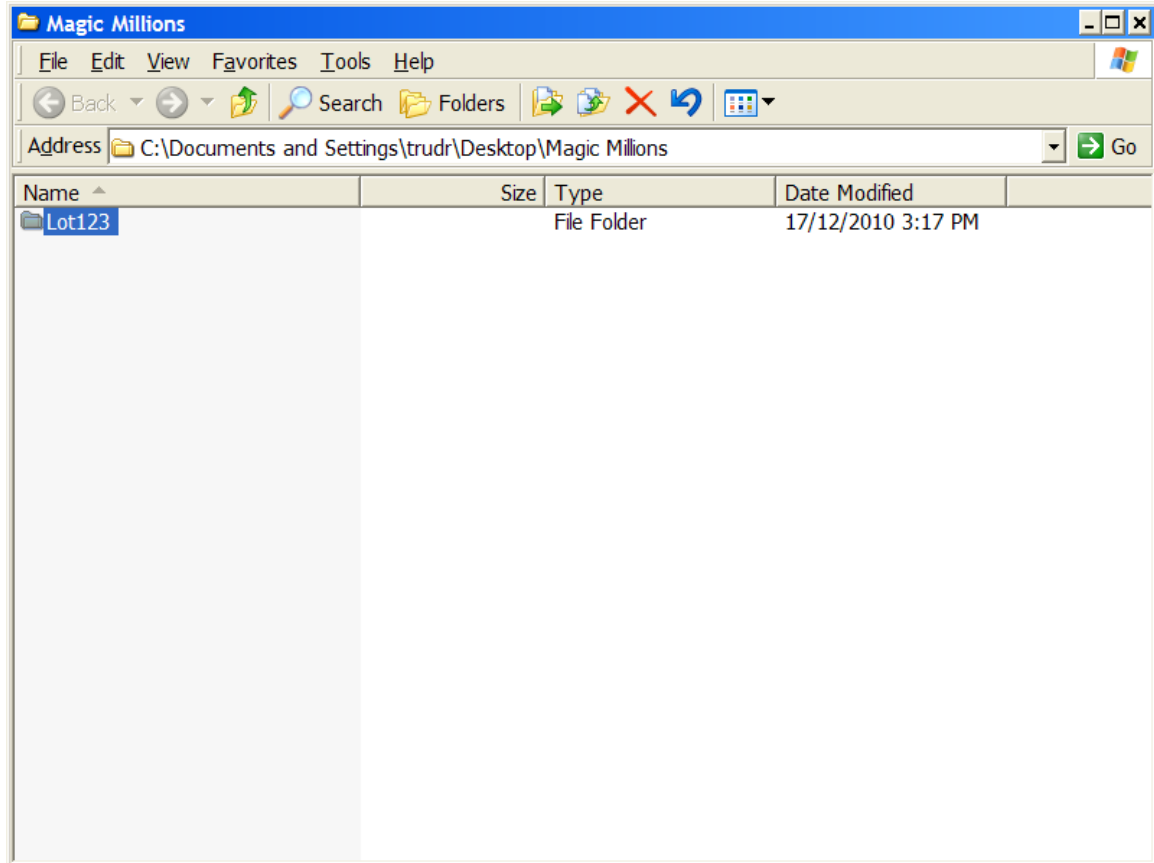
Repeat this for all exams that you need to export. When finished you then need to go into the folder "Magic Millions" and all your exams should be in there. Then on each exam that has the Patients name RIGHT CLICK on your Mouse and select rename, then you can change the patients name on the folder, this needs to be changed to the Lot number of the horse for the sales i.e. LOT124 this needs to be done for all files before they are submitted to Magic Millions.

This format has been tested with DLC Australia Pty Ltd and Mr. Leigh Spiegel IT Manager from Magic Millions.

Saved in this Format includes all the correct DICOM tags.



This is how your file should look



www.dlc.com.au

Email: info@dlc.com.au

dlc australia Pty Ltd ACN 005 271 278 ABN 15 262 611 639

17 - 19 Horne Street
Hoppers Crossing VIC 3029

Telephone (03) 9360 9700
Facsimile (03) 9360 9994
PO Box 4438 Hoppers Crossing VIC 3029
Country & Interstate Orders Only
Free Call 1300 785 405

Unit 6 / 1 Lear Jet Drive
Caboolture QLD 4510

Telephone (07) 5428 3666
Facsimile (07) 5428 3777
PO Box 833 Caboolture QLD 4510
Country & Interstate Orders Only
Free Call 1300 785 401